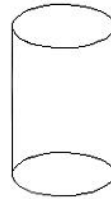
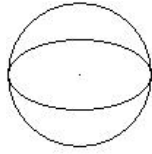
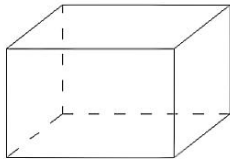


3. Matheprobe / Geometrie

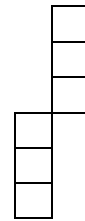
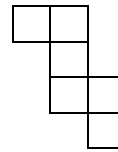
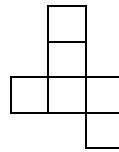
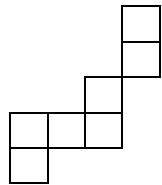
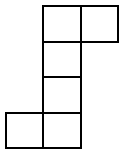


1. Wie heißen diese Körper?



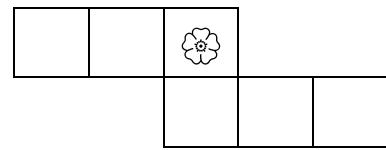
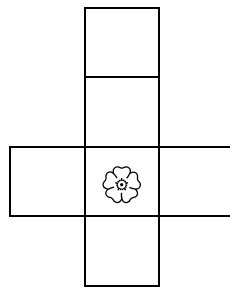
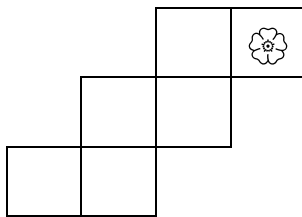
4/

2. Welche Figuren stellen das Netz eines Würfels dar? Male sie blau aus!



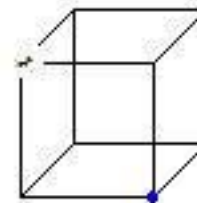
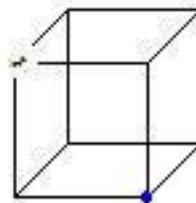
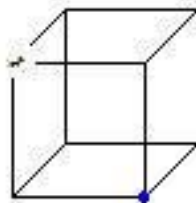
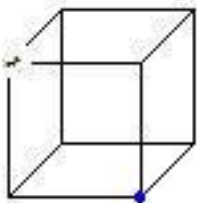
5/

3. Welche Fläche liegt der Blume jeweils gegenüber, wenn aus den Netzen Würfel hergestellt werden? Zeichne dort auch eine Blume ein!



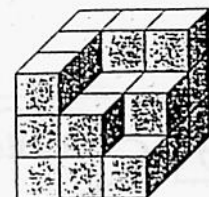
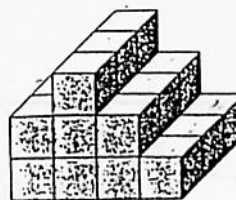
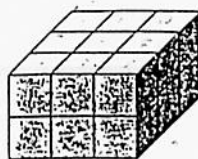
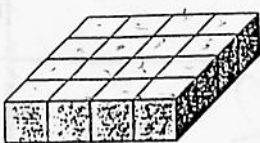
3/

4. Lass die Ameise über vier Kanten zur markierten Ecke laufen. Zeichne vier verschiedene Möglichkeiten ein!



4/

5. Wie viele Würfel brauchst du für diese Formen?



_____ Würfel

_____ Würfel

_____ Würfel

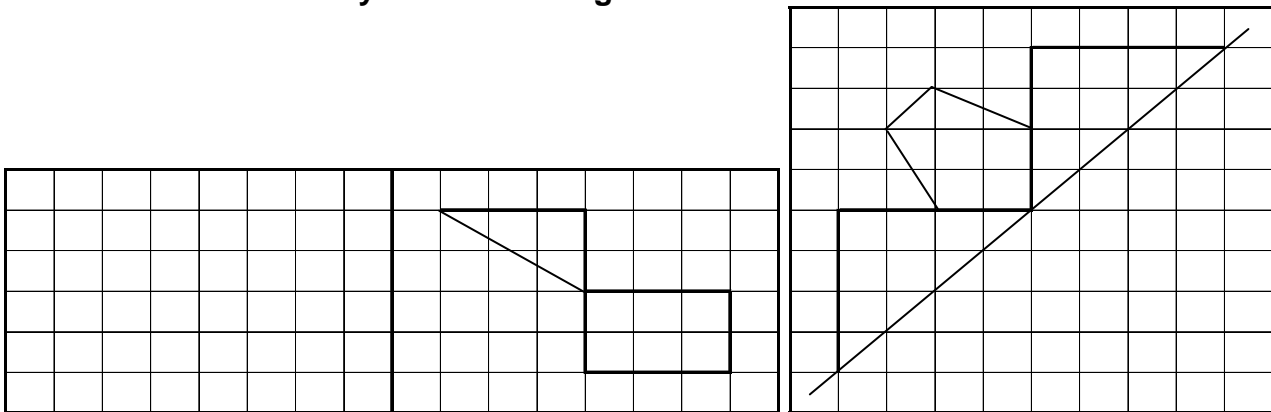
_____ Würfel

6/

3. Matheprobe / Geometrie

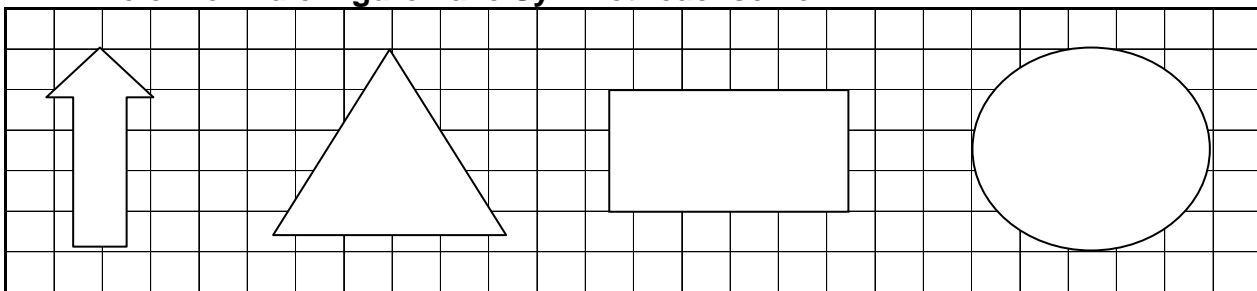


6. Zeichne achsensymmetrische Figuren! Nutze die Kästchen und dein Lineal!



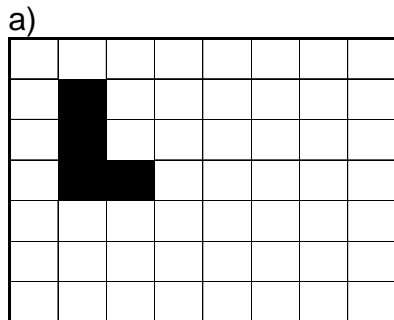
3/

7. Zeichne in die Figuren alle Symmetrieachsen ein.

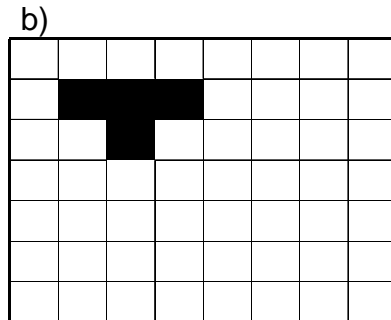


4/

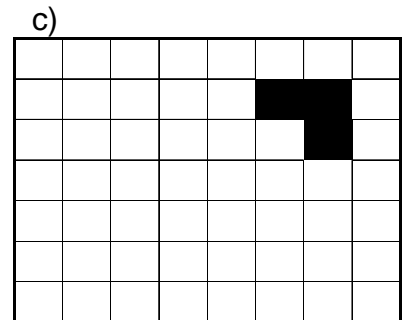
8. Wo liegen die Figuren jeweils, wenn sie nach Anweisung verschoben werden? Zeichne ein.



5 nach rechts und 2 nach unten

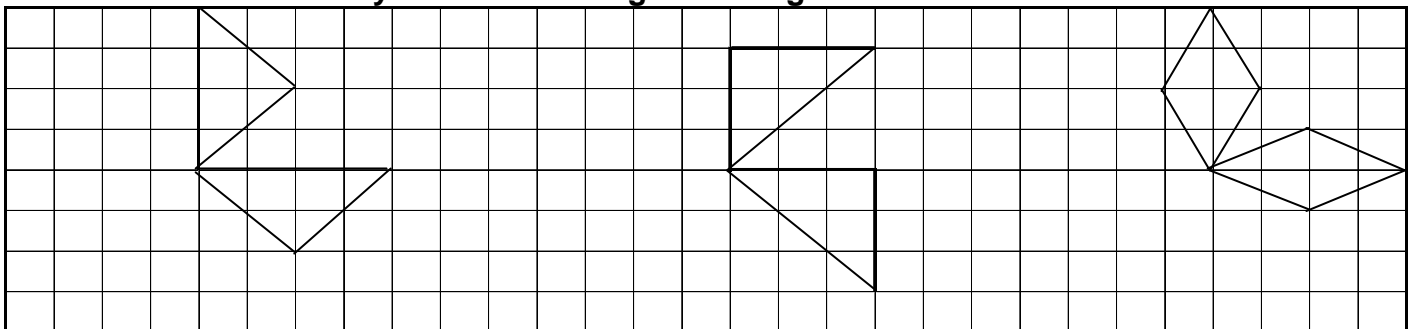


1 nach unten und 4 nach rechts



4 nach links und 3 nach unten 3/

9. Zeichne die drehsymmetrischen Figuren fertig.



3/

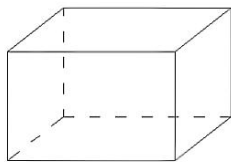
Viel Erfolg! 😊 😊 😊

Von _____ Punkten hast du _____ erreicht

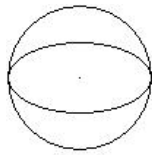
3. Matheprobe / Geometrie



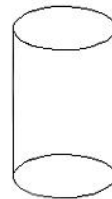
1. Wie heißen diese Körper?



Quader



Kugel



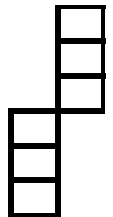


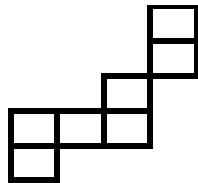

Zylinder



Kegel

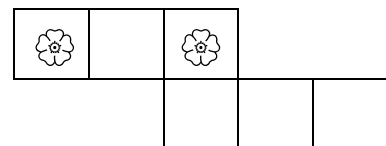
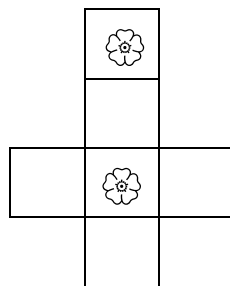
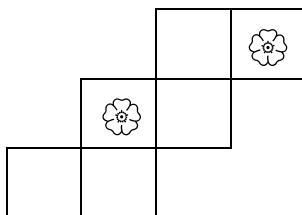
4/

2. Welche Figuren stellen das Netz eines Würfels dar? Male sie blau aus!



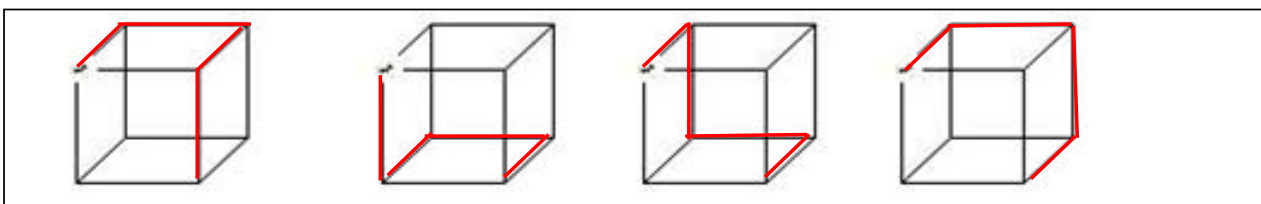
5/

3. Welche Fläche liegt der Blume jeweils gegenüber, wenn aus den Netzen Würfel hergestellt werden? Zeichne dort auch eine Blume ein!



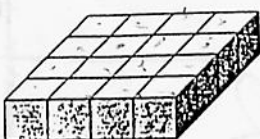
3/

4. Lass die Ameise über vier Kanten zur markierten Ecke laufen. Zeichne vier verschiedene Möglichkeiten ein!

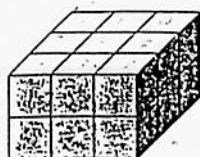


4/

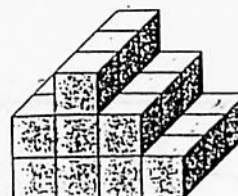
5. Wie viele Würfel brauchst du für diese Formen?



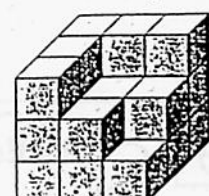
16 Würfel



18 Würfel



24 Würfel



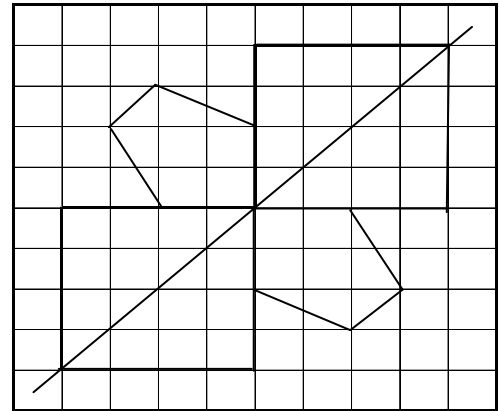
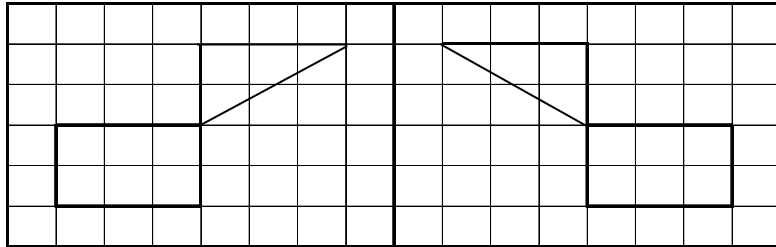
22 Würfel

6/

3. Matheprobe / Geometrie

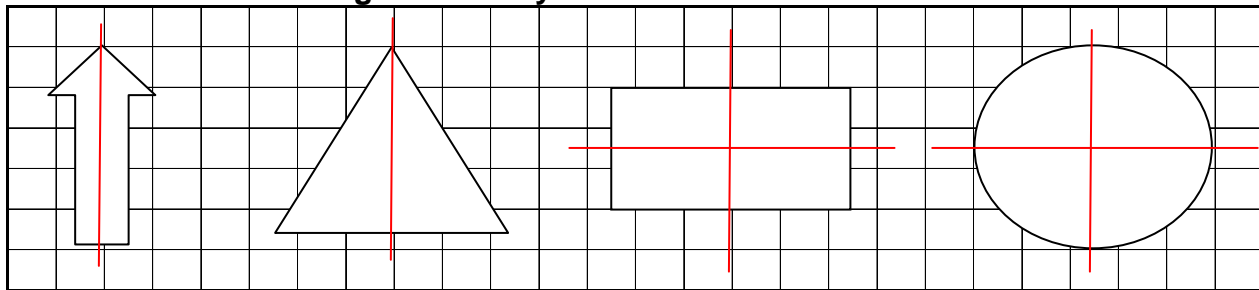


6. Zeichne achsensymmetrische Figuren! Nutze die Kästchen und dein Lineal!



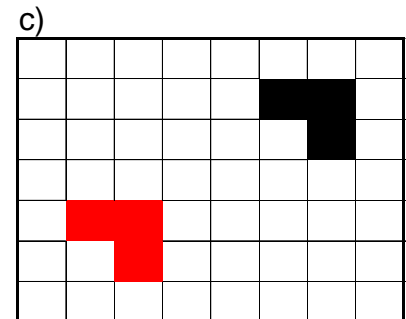
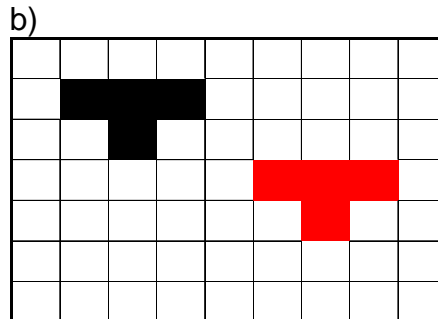
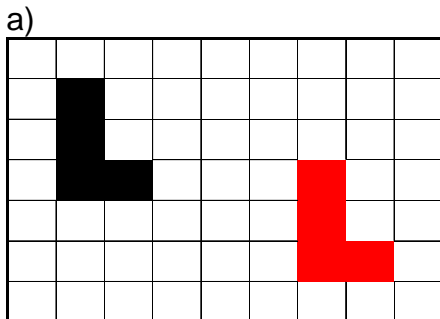
3/

7. Zeichne in die Figuren alle Symmetrieachsen ein.



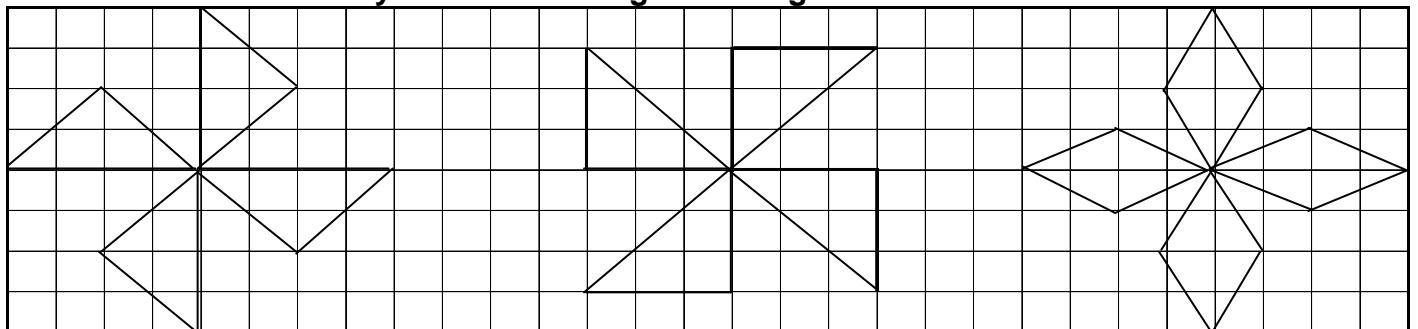
4/

8. Wo liegen die Figuren jeweils, wenn sie nach Anweisung verschoben werden? Zeichne ein.



3/

9. Zeichne die drehsymmetrischen Figuren fertig.



3/

Viel Erfolg! 😊 😊 😊

Von _____ Punkten hast du _____ erreicht